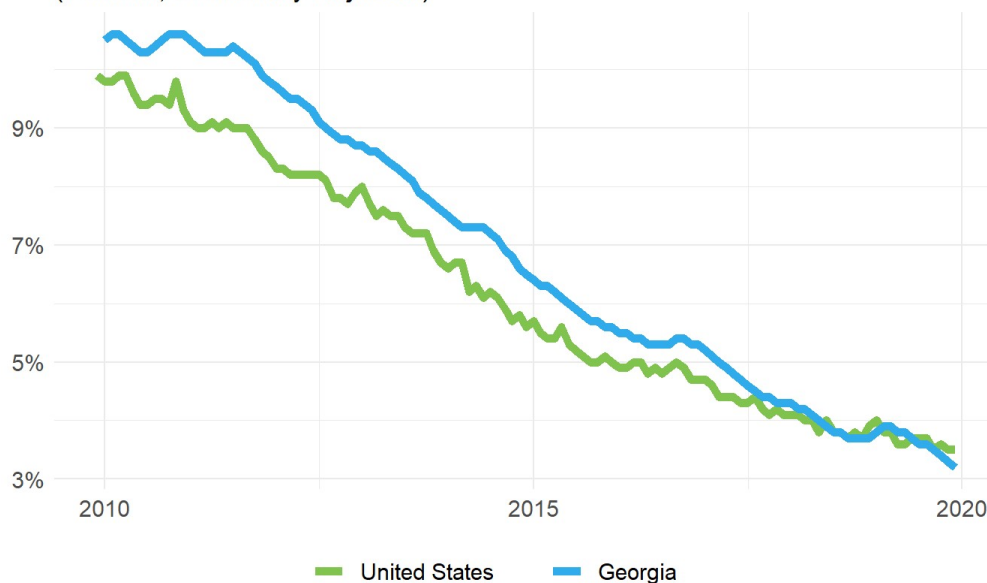


January 24, 2020

Summary

- **Georgia added 3,900 net jobs and the unemployment rate fell by 0.1 percentage point to 3.2 percent in December**, according to Bureau of Labor Statistics (BLS) data released at 10:00am on January 24, 2020.
- **Over the past twelve months, Georgia added 66,700 payroll jobs** and the unemployment rate fell by 0.5 percentage point from 3.7 percent.
- **In December, Georgia's private sector added 3,400 net private payroll jobs** and over the past twelve months it added 60,500 private payroll jobs in the establishment survey.
- In the household survey, the number of **unemployed fell by 4,319 on net in December**, and over the past year employment rose by 46,829.
- Georgia's **labor force participation rate remained steady at 62.2 percent** in December . Since last year, the labor force participation rate fell by 0.6 percentage point.
- The national unemployment rate **remained unchanged in December**. State employment and unemployment data for January is scheduled for release March 16, 2020. The national employment situation report for January will be released February 07, 2020.

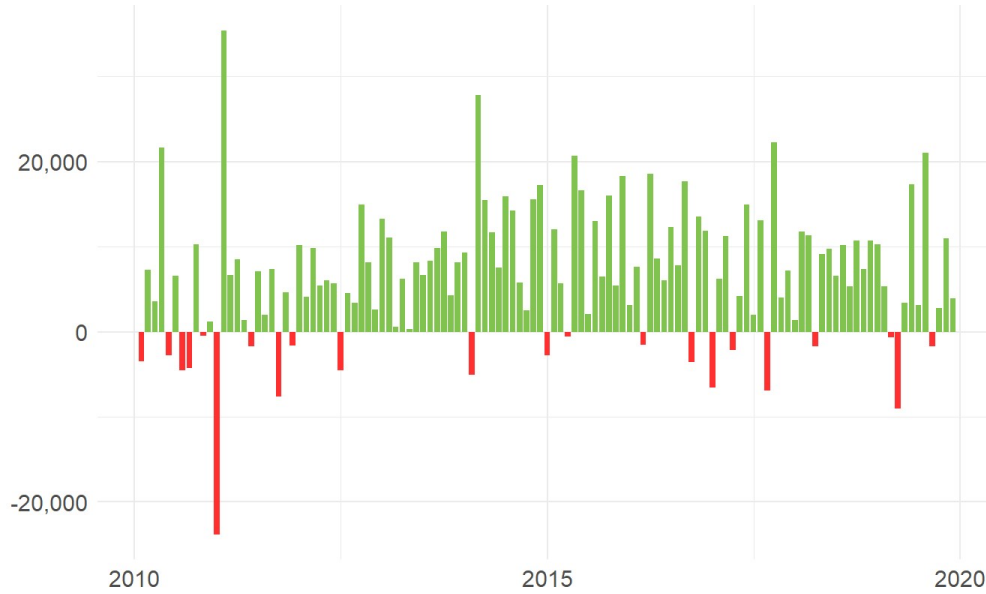
Georgia and U.S. Unemployment Rates
(Percent, Seasonally Adjusted)



Source: Bureau of Labor Statistics

Georgia Payroll Employment

Georgia Nonfarm Payroll Jobs Monthly Change (Seasonally Adjusted)



Source: Bureau of Labor Statistics

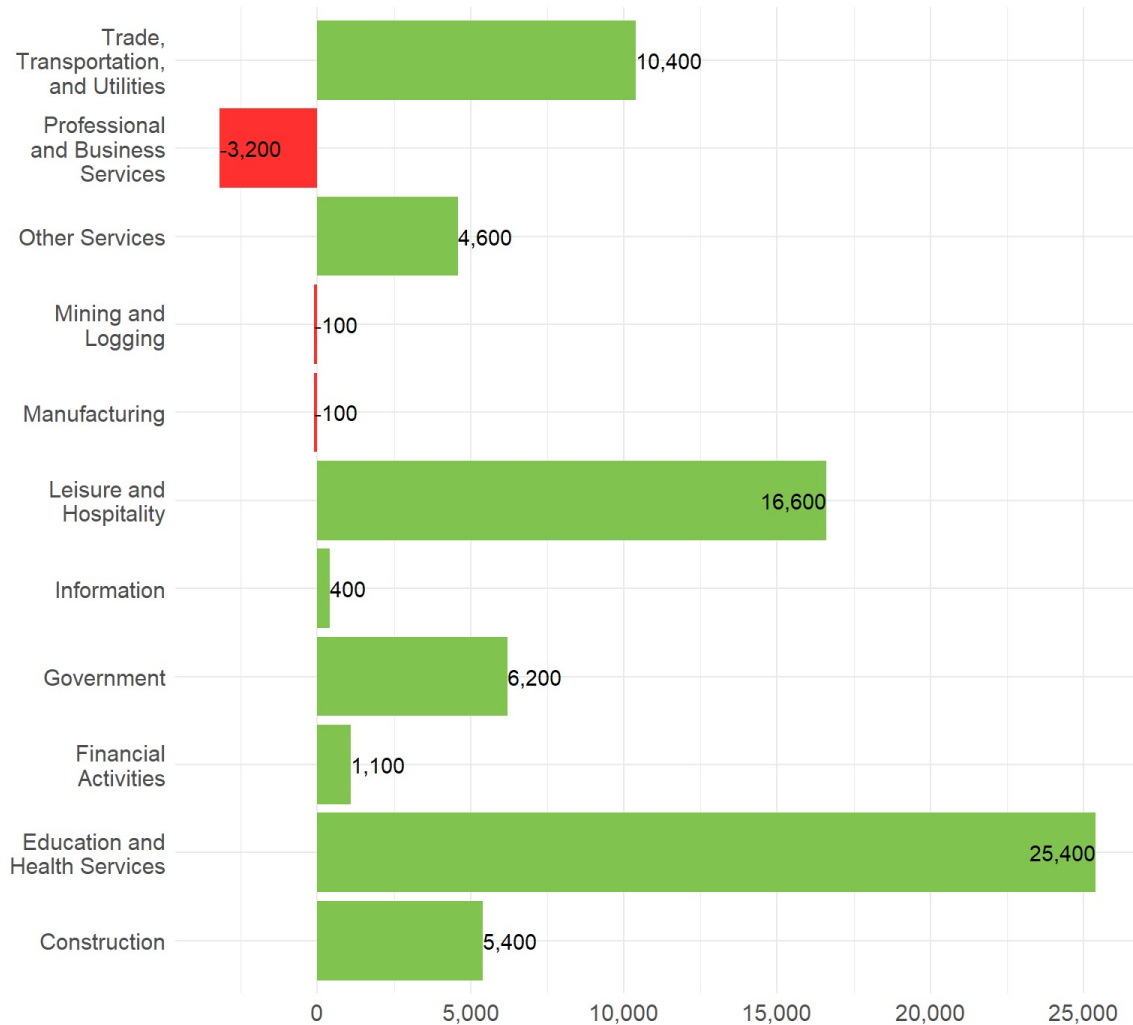
Georgia added 3,900 net payroll jobs, or 0.1 percent, on a seasonally adjusted basis during December. In the prior month, Georgia added 11,000 jobs. Over the past twelve months, Georgia added 66,700 payroll jobs, or 1.5 percent. Georgia nonfarm payroll employment had increased in 9 of the past 12 months.

Nationally, nonfarm payrolls rose by 145,000 in December, or rose by 0.1 percent. Over the 12-month period ending with December, nonfarm payrolls rose by 2,108,000 jobs, or 1.4 percent. Georgia is tied for 16th among the 50 states and the District of Columbia for percentage gain in nonfarm payroll employment over the past 12 months.

During December, Georgia's private-sector added 3,400 jobs, or approximately 0.1 percent. The private-sector in Georgia added 10,300 jobs in the prior month. Over the past twelve months, private-sector payrolls in Georgia added 60,500, or 1.6 percent. Georgia private-sector payroll employment has increased in 9 of the past 12 months.

Nationally, private-sector payroll jobs rose by 139,000 jobs in December, or 0.1 percent. Over the past 12 months, the national payroll rose by 1,947,000 jobs in the private sector, or rose by 1.5 percent. Georgia is tied for 18th among the 50 states and the District of Columbia for a percentage gain in private-sector payroll employment over the past 12 months.

Change in Georgia Payroll Employment by Sector over Past 12 Months



Source: Bureau of Labor Statistics, seasonally adjusted

The best performing sectors on a seasonally adjusted basis during December were Professional and Business Services (1,400) and Trade, Transportation, and Utilities (1,300). The poorest performing sectors during the month were Information (-500) and Manufacturing (-900).

The best performing sectors during the last twelve months were Education and Health Services (25,400) and Leisure and Hospitality (16,600). The poorest performing sectors during the last twelve months were Manufacturing (-100) and Professional and Business Services (-3,200).

Georgia Labor Force Statistics

Labor Force Participation

The labor force participation rate in Georgia remained unchanged at 62.2 percent in December. At a labor force participation rate of 62.2 percent, Georgia is tied for 35th in the nation. The labor force participation rate in Georgia fell by 0.6 percentage point from a year earlier. The labor force participation rate is the percentage of the civilian noninstitutionalized population age 16 and older who are employed or actively looking for work.

The 10-year high for the labor force participation rate in Georgia was 65.1 percent last occurring in January 2010. The series high for the labor force participation rate in Georgia occurred in December 1998 when the labor force participation rate hit 69.7 percent. The 10-year low for the labor force participation rate was 61.4 percent, last occurring in October 2015. This also represents the series low for the labor force participation rate in Georgia.

The national labor force participation rate remained steady at 63.2 percent in December. That rate rose by 0.2 percentage point from a year earlier. The all-time high for the national labor force participation rate was 67.3 percent in April 2000. The 10-year high for the national labor force participation rate was 65.2 percent in April 2010. The recent 10-year low occurred in September

2015 at a level of 62.4 percent. The series low for the national labor force participation rate was 58.1 percent in December 1954.

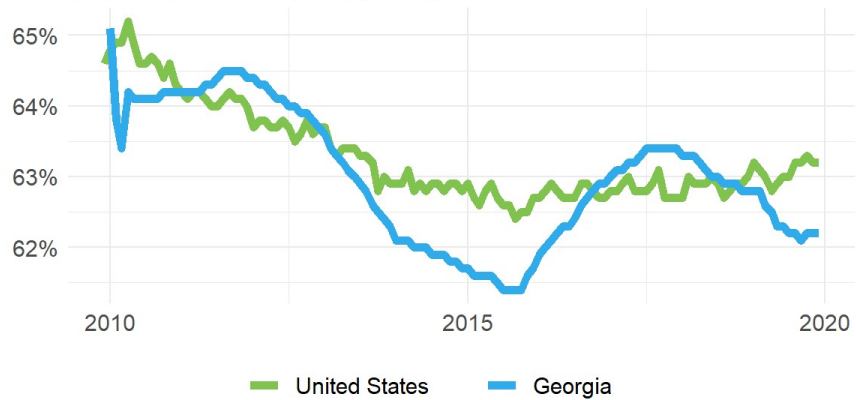
Employment-to-Population Ratio

The employment-to-population ratio, or the percentage of the Georgia civilian noninstitutionalized population 16 years and older counted as employed, in December remained unchanged. At 60.2 percent, Georgia ranks 31st among state employment-to-population ratios in the nation. The employment-to-population ratio in Georgia fell by -0.2 percentage point from a year earlier.

The 10-year high for the employment-to-population ratio in Georgia was 60.6 percent last occurring in June 2018. The series high for the employment-to-population ratio in Georgia last occurred in April 2000 when the employment-to-population ratio hit 67.1 percent. The 10-year low for the employment-to-population ratio was 56.7 percent in March 2010. This also represents the series low for the employment-to-population ratio in Georgia.

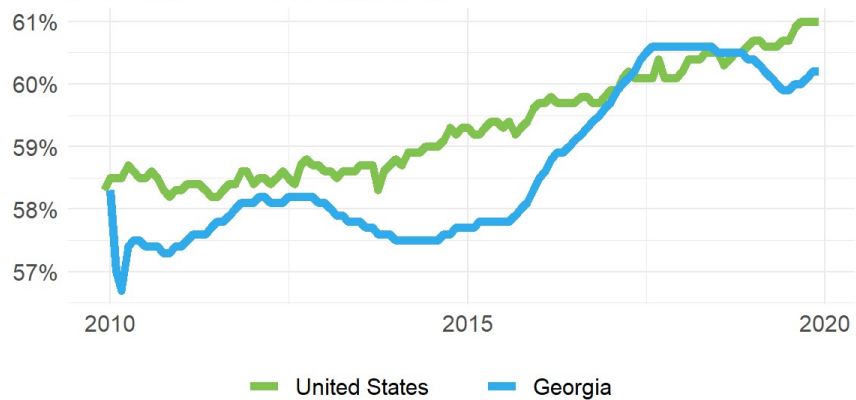
The national employment-to-population ratio remained steady at 61 percent in December. That rate rose by 0.4 percentage point from a year earlier. The all-time high for the national employment-to-population ratio was 64.7 percent in April 2000. The 10-year high for the national employment-to-population ratio was 61 percent in December 2019. The recent 10-year low occurred in July 2011 at a level of 58.2 percent. The series low for the employment-to-population ratio was 54.9 percent in October 1949.

Georgia and U.S. Labor Force Participation Rates (Percent, Seasonally Adjusted)



Source: Bureau of Labor Statistics

Georgia and U.S. Employment-to-Population Ratios (Percent, Seasonally Adjusted)



Source: Bureau of Labor Statistics